














Canvas Draw Tools





Selection tools

-  Selection
-  Lasso selection
-  Direct edit lasso selection
-  Direct group selection
-  Direct edit selection
-  Hyperlink Pointer
-  Ink/Stroke Selection


















Rectangle

-  Rectangle
-  Rounded Rectangle
-  Gridmaker
-  Cube
-  Multigon
-  EasyShapes










Oval

-  Oval
-  Arc
-  Circle 3 Points
-  Arc 3 Points






Painting





-  Paint Brush
-  Paint Object Creator
-  Crop
-  Wand
-  Marquee
-  Lasso
-  Remote Move
-  Pencil
-  Eraser
-  Marker
-  Airbrush
-  Neon
-  Bucket
-  Blend
-  Blur
-  Sharpen
-  Rubber Stamp
-  Smudge
-  Dodge
-  Burn

Dimensioning

-  Linear
-  Baseline
-  Chain
-  Angle
-  Perpendicular
-  Object Side
-  Radius
-  Diameter
-  Center
-  Area
-  Perimeter

Transparency

-  Sprite
-  Radial Transparency
-  Directional Transparency
-  Rectangular Transparency
-  Elliptical Transparency

-  Circle Radius
-  Arc Radius
-  Concentric Circles
-  Spiral

















-  Sponge
-  Red Eye




Image Selection

-  Lasso
-  Polygon Lasso
-  Marquee
-  Oval Marquee
-  Row Selection
-  Column Selection

Line

-  Line
-  Kinked Smart Line
-  Smooth Kinked Smart Line
-  Basic Smart Line
-  Dogleg Smart Line
-  Polygon Smart Line
-  Smooth Polygon Smart Line
-  Connection Point

Path







-  Curve
-  Polygon
-  Smooth Polygon

Text






-  Text
-  Text Object
-  Vertical Text
-  Vertical Text Object
-  Text Link
-  Text Unlink
-  Link Info
-  Text Path
-  Text Form Field
-  Text Section
-  Table
-  Text Format Brush

Markup

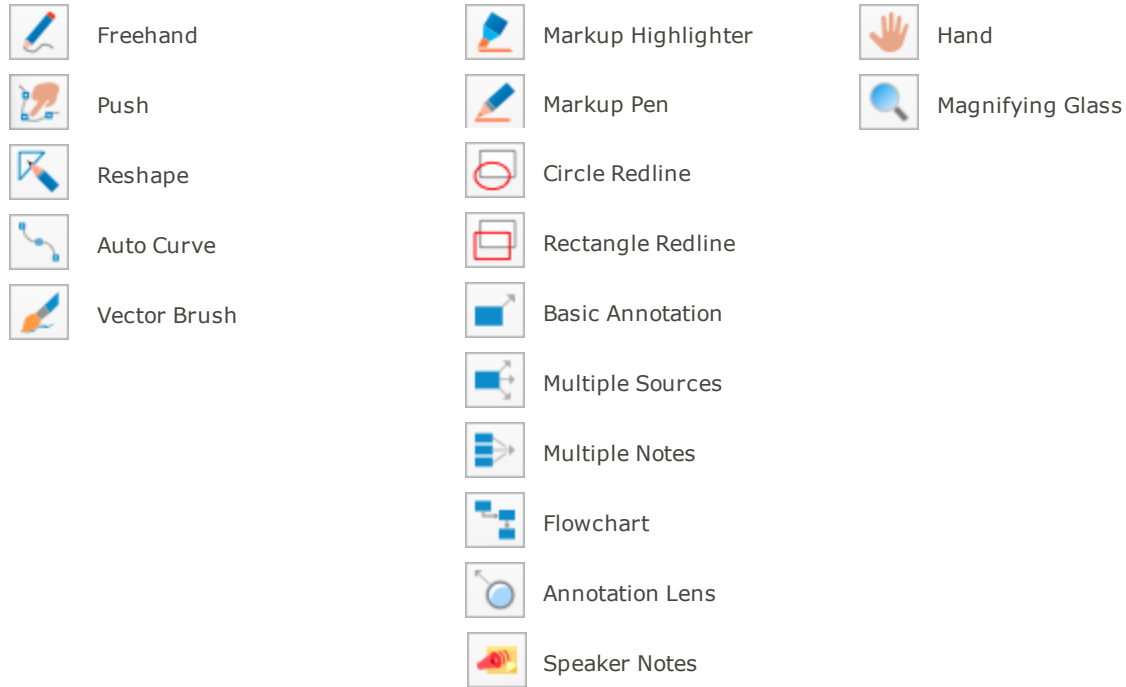
Miscellaneous

-  Knife
-  Scissor
-  Page Crop
-  Calendar
-  Vector Gradient
-  Registration Mark

Special

-  Color Dropper
-  Attribute Dropper
-  Camera
-  Smart Vector Fill
-  Visual Combine

View



Canvas Draw Menus

| Canvas Draw | File | Edit | Text | Object | Path |
|-------------------|---------------|---------------------|---------------------|-------------------|------------------|
| About Canvas | New... | Undo | Font | Align | Edit Path |
| Draw... | Open... | Redo | Size | Arrange | Live Curve |
| Preferences... | Open Recent | Again | Style | Move | Editing |
| Check for Updates | Close | Cut | Justification | Scale... | Join |
| Services | Place... | Copy | Leading | Scale by | Smart Join |
| Hide Canvas | Import | Paste | Kerning | Area/Perimeter... | Fit Bézier... |
| Draw | Images... | Clear | Insert | Group | Reduce Points... |
| Hide Others | Symbol | Paste Into | Insert Picture | Ungroup | Add Points... |
| Show All | Library... | Paste Within | Make Ruby | Make Composite | Smooth |
| Quit Canvas | Export image | Selection | Rules... | Break Composite | Unsmooth |
| Draw | Save | Paste Attributes... | Spell Checker | Lock | Perspective |
| | Save As... | Paste & Replace | Type... | Unlock/Unlock All | Convert to Paths |
| | Save As | Selection | Wrap | Hide Selected | Convert to |
| | Template... | Paste Text Only | Normalize Font Size | Objects | Simple Paths |
| | Revert | Find... | Text Merging | Show All Hidden | Outline Path |
| | Print... | Select All | | Objects | Stroke |
| | Properties... | Invert Selection | | Clipping Path | Object Path |
| | | Duplicate | | SpriteLayers | Editor... |
| | | Duplicate With | | SpriteEffects | |
| | | Transform | | Convert to Lens | |
| | | Replicate... | | Attributes... | |
| | | Replicate and | | Set Default | |
| | | Position... | | Attributes | |

| Canvas Draw | File | Edit | Text | Object | Path |
|-------------|------|-----------------|------|-------------------|------|
| | | Start Dictation | | Edit | |
| | | Emoji & Symbols | | Options | |
| | | | | Auto Dimensioning | |

| Layout | Effects | Image | Window | Help |
|----------------------|----------------|----------------------|----------------|-------------------------------|
| Display | Rotate Right | Mode | Palettes | Canvas Draw |
| Display | Rotate Left | Select | Toolbox | Help |
| Options... | Horizontalize | Area | Docking Bar | Getting Started |
| Document | Freeform | Filter | Show/Hide | Show/Hide |
| Layout... | Mirror | Adjust | Toolbar | Canvas Assistant |
| Pages | Flip | Histogram... | Show/Hide | Purchase Canvas |
| Layers | Dynamic | Add Visibility Mask | Status Bar | Draw |
| Views | Effects | Auto Trace... | Show/Hide | Enter License... |
| Document Scale | Bind Text | Path to Selection | Properties Bar | Manage |
| Document | Bind to Path | Selection to Path... | | CanvasID |
| Setup... | Blend... | Show Channels... | | Account |
| Rulers... | Colorize... | Trim to Path | | Check For |
| Slide Show... | Combine... | | | Messages... |
| Smart Mouse & Guides | Envelope... | | | Product Support and Resources |
| Grids and Guides | Extrude... | | | Customer Support |
| Smart Snaps | Fractalize... | | | Related Products |
| | Offset Path... | | | Canvas Forum |
| | Shadow... | | | Verify |
| | Remove Effects | | | Document... |

Canvas Draw Shortcuts

Viewing and Navigating

| Action | Shortcut |
|---|-------------------------------------|
| Switch from another tool to the Hand tool | Hold down the Spacebar |
| Zoom in | Command + Option + Plus (+) |
| Zoom out | Command + Option + Minus (-) |
| Open a context menu | Right-click mouse button |

Drawing and Creating Objects

| Action | Shortcut |
|---|---|
| Snap to 45-degree angles | Hold down Shift as you drag |
| Draw from the center | Press Option and drag |
| Copy object | Press Shift + Option and drag object |
| Make multiple copies of objects | Press Command + Option and drag |
| Copy an object in Freeform mode while rotating or skewing | Press Option as you drag |

Selecting Objects

| Action | Shortcut |
|---|--|
| Select all objects created by a particular tool | Select the tool, then choose Edit Select All or Command . |
| Select objects touched by a selection box | Option-drag with Selection tool |
| Select object behind other objects | Tab-click where objects overlap |
| Select object on another layer | Press Tab and click object (can be combined with other selection shortcuts) |

Miscellaneous Shortcuts

| Action | Shortcut |
|---|--|
| Exit Edit mode | Press Esc or click outside of the object |
| Apply the current fill ink | Command-click vector or text object with the Color Dropper tool |
| Apply the current pen ink | Command-right-click vector or text object with the Color Dropper tool |
| Revert to default inks (pen ink: black, fill ink: white) when no objects selected | Press ~ with no objects selected. |

Text and Typography

| Action | Shortcut |
|--|---|
| Scale all text in a selected text object | Press Command and drag a handle on the text object |
| Open the Type palette | Command + T or double-click Text tool icon |
| Force a line break without creating a new paragraph (insert a soft return) | Press Shift + Return |
| Move insertion point to... | |
| Start of word | Fn + left arrow key |
| End of word | Fn + right arrow key |
| Start of a line | Option + up arrow key |
| End of line | Option + down arrow key |
| Up 3 lines on the left margin | Press Page Up key |

| Action | Shortcut |
|--|---|
| Down 3 lines on the right margin | Press Page Down key |
| Select... | |
| One character to right or left | Hold down Shift and press right or left arrow key |
| To end or beginning of word | Shift + Option + right arrow key or Shift + Option + left arrow key |
| To beginning of line | Shift + Option + up arrow |
| To end of line | Shift + Option + down arrow |
| One line above or below insertion point | Shift + up arrow Shift + down arrow |
| Three lines above or below insertion point | Shift + Fn + Page Up Shift + Fn + Page Down |
| One word | Double-click the word |
| From insertion point | Shift-click at end of selection |
| One line | Triple-click the line |
| All text in a text object | With the insertion point in the text, press Command + A |

Painting and Editing Images

| Action | Shortcut |
|---|--|
| In Paint Edit mode, set foreground color to black and background color to white | Press C |
| Swap foreground and background colors | Press X |
| Set the opacity for a painting tool (if applicable) | Press a number key while the tool is selected; click the tool again |
| Crop a paint object (hard crop) | Press Option and drag a handle on the selected paint object with the Selection (arrow) tool |
| Constrain brush strokes to straight horizontal or vertical movement | Press Shift while you drag a painting tool |
| Switch temporarily to the Color Dropper while using a painting tool | Press Option |
| Apply a channel mask to an object, or put an object's channel mask in Edit mode | Press Command and double-click the object |
| Place a paint object in Edit mode when another paint object is in Edit mode | Press Command and click the paint object while a painting tool is selected |

Channels Palette

| Operation | Shortcut |
|--|---|
| Add a channel to the current selection | Press Command + Shift and click the channel |
| Replace an alpha channel with the current selection | Drag from the Selection button to the channel |
| Add the current selection to an existing alpha channel | Press Shift and drag from the Selection button to the channel |

| Operation | Shortcut |
|--|---|
| Create a new channel | Click the New Channel button |
| Delete an alpha channel | Drag the channel to the trash can icon |
| Duplicate a channel | Drag the channel to the New Channel button |
| Load a channel as a selection | Drag the channel to the Selection button |
| Move an alpha channel in the palette | Drag the channel up or down in the list |
| Save the current selection in a new channel | Click the Selection button |
| Select the intersection of the current selection and a channel | Press Shift + Option + Command and click the channel |
| Subtract a channel from the current selection | Command-drag the channel to the Selection button, or press Command + Option and click the channel |
| Subtract the current selection from a channel | Press Command and drag from the Selection button to the channel |
| Make a channel active | Press Command and a number key. Press zero to select the composite channel |

Selecting Painting Tools

| Tool | Key (press with paint object in Edit mode) | Tool | Key (press with paint object in Edit mode) |
|------------|--|--|--|
| Airbrush | A | Marquee, Oval Marquee, Row Selection, Column Selection | M |
| Paintbrush | B | Burn | N |
| Sponge | D | Dodge | O |
| Eraser | E | Pencil | P |
| Blur | F | Sharpen | Q |
| Blend | G | Rubber Stamp | S |
| Marker | H | Neon | T |
| Bucket | K | Smudge | U |
| Lasso | L | Remote Move | V |
| | | Wand | W |

Editing Vector Paths

| Action | Shortcut |
|---|---|
| Place selected path in Edit mode | Press Command + E |
| Use the pop-up menu to edit an anchor point or path segment | Right-button click the path with Selection tool |
| Add an anchor point to a segment | Press Option and click a segment |
| Delete an anchor point | Press Option + Shift and click the anchor point |
| Move an anchor point as you place it | Without releasing the mouse button as you set the anchor point, press the Spacebar and drag to move the anchor point |

| Action | Shortcut |
|---|---|
| Change the length of both tangent lines of an anchor point at once | Press Command and drag either tangent line handle |
| Change an anchor point from smooth to cusp | Press Tab and drag either tangent line handle |
| Change a cusp point with two tangent lines to a smooth point | Press Tab and click a tangent line handle to align the tangent line with the other tangent line |
| Add a tangent line to an anchor point that does not have two tangent lines | Press Tab and drag from the anchor point |
| Delete one or both tangent lines from an anchor point | Press Tab and click the anchor point |
| Close an open path | Select an endpoint, then select the Curve or Polygon tool and click the other endpoint. Press Option and click either endpoint with the Selection tool |
| Change the length of a tangent line without changing the angle | Press Option + Command and drag the tangent line handle |
| Reshape the segment you drag and the adjacent segments | Press Option and drag the segment |